


**Statement Showing Shareholding Pattern**

Category code	Category of Shareholder	Table (I)(a)					Total shareholding as a percentage of total number of shares		Shares Pledged or otherwise encumbered	As a percentage
		Number of Shares	Total number of shares	Number of shares held in dematerialized form	As a percentage of (A+B) <sup>1</sup>	As a percentage of (A+B+C)	Number of shares	(IX) = (VIII)/(IV)*100		
(I)	(II) Shareholding of Promoter and	(III)	(IV)	(V)	(VI)	(VII)	(VIII)	(IX)		
(A)	Indian									
(a)	Individuals/Hindu Undivided Family	180	920000	0	28.01	28.01	0	0.00		
(b)	Central Government/ State Government(s)	0	0	0	0.00	0.00		0.00		
(c)	Bodies Corporate	0	0	0	0.00	0.00		0.00		
(d)	Financial Institutions/ Banks	0	0	0	0.00	0.00		0.00		
(e)	Any Others(Specify)	0	0	0	0.00	0.00		0.00		
(e-i)					0.00	0.00		0.00		
(e-ii)					0.00	0.00		0.00		
	<b>Sub Total(A)(I)</b>	<b>180</b>	<b>920000</b>	<b>0</b>	<b>28.01</b>	<b>28.01</b>	<b>0</b>	<b>0.00</b>		
2	<b>Foreign</b>									
a	Individuals (Non-Residents Individuals/ Foreign Individuals)	0	0	0	0.00	0.00		0.00		
b	Bodies Corporate	0	0	0	0.00	0.00		0.00		
c	Institutions	0	0	0	0.00	0.00		0.00		
d	Any Others(Specify)	0	0	0	0.00	0.00		0.00		
d-i		0	0	0	0.00	0.00		0.00		
d-ii		0	0	0	0.00	0.00		0.00		
	<b>Sub Total(A)(2)</b>	<b>0</b>	<b>0</b>	<b>0</b>	<b>0.00</b>	<b>0.00</b>	<b>0</b>	<b>0.00</b>		
	<b>Total Shareholding of Promoter and</b>	<b>180</b>	<b>920000</b>	<b>0</b>	<b>28.01</b>	<b>28.01</b>	<b>0</b>	<b>0.00</b>		
(B)	<b>Public shareholding</b>									
1	<b>Institutions</b>									
(a)	Mutual Funds/ UTI	0	0	0	0.00	0.00		0.00		
(b)	Financial Institutions / Banks	0	0	0	0.00	0.00		0.00		



	(d)	Venture Capital Funds	0	0	0	0	0.00	0.00		
	(e)	Insurance Companies	0	0	0	0	0.00	0.00		
	(f)	Foreign Institutional Investors	0	0	0	0	0.00	0.00		
	(g)	Foreign Venture Capital Investors	0	0	0	0	0.00	0.00		
	(h)	Any Other (specify)	0	0	0	0	0.00	0.00		
	(h-i)		0	0	0	0	0.00	0.00		
	(h-ii)		0	0	0	0	0.00	0.00		
		Sub-Total (B)(1)	0	0	0	0	0.00	0.00		
	<b>B 2</b>	<b>Non-institutions</b>								
	(a)	Bodies Corporate	7	39100			1.19	1.19		
	(b)	Individuals					0.00	0.00		
		Individuals - i. Individual shareholders holding nominal share capital up to Rs 1 lakh	4152	1753300			53.38	53.38		
	II	ii. Individual shareholders holding nominal share capital in excess of Rs. 1 lakh	6	263500			8.02	8.02		
	(c)	Any Other (specify)	236	308500			9.39	9.39		
	(c-i)						0.00	0.00		
	(c-ii)						0.00	0.00		
		Sub-Total (B)(2)	4401	2364400	0	71.99	71.99			
	(B)	Total Public Shareholding (B)=(B)(1)+(B)(2)	4401	2364400	0	71.99	71.99			
		TOTAL (A)+(B)	4581	3284400	0	100.00	100.00			
	(C)	Shares held by Custodians and against which Depository Receipts have been issued								
	1	Promoter and Promoter Group	0	0	0		0.00	0.00		
	2	Public	0	0	0		0.00	0.00		
		Sub-Total (C)	0	0	0		0	0		
		<b>GRAND TOTAL (A)+(B)+(C)</b>	<b>4581</b>	<b>3284400</b>	<b>0</b>	<b>100.00</b>	<b>100.00</b>	<b>0</b>	<b>0</b>	<b>0</b>



*[Handwritten signature]*

Introductory sub-table (I)(a)

Name of the Company: NEW ERA ALKALOIDS & EXPORTS LIMITED

Scrip Code, Name of the scrip, class of security: 530303, NEW ERA ALKALOIDS & EXPORTS LIMITED, EQUITY

Quarter ended: 30/09/2014

Partly paid-up shares:- No. of partly paid-up shares paid-up shares As a % of total no. of shares of the company As a % of total no. of shares of the company

Held by promoter/promoter group	0	0	0
Held by public	0	0	0
<b>Total - D</b>	<b>0</b>	<b>0</b>	<b>0</b>

Outstanding convertible securities:- No. of outstanding securities securities As a % of total no. of outstanding convertible securities As a % of total no. of shares of the company, assuming full conversion of the convertible securities

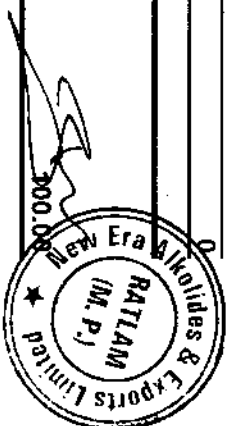
Held by promoter/promoter group	0	0	0
Held by public	0	0	0
<b>Total - E</b>	<b>0</b>	<b>0</b>	<b>0</b>

Warrants:- No. of warrants As a % of total no. of warrants As a % of total no. of shares of the company, assuming full conversion of warrants

Held by promoter/promoter group	0	0	0
Held by public	0	0	0
<b>Total - F</b>	<b>0</b>	<b>0</b>	<b>0</b>


Total paid-up capital of the company, assuming full conversion of warrants and convertible securities

3284400 N.A




(1)(b) Statement showing holding of securities (including shares, warrants, convertible securities) of persons belonging to the category "Promoter and Promoter Group"


Sr. No.	Name of the shareholder	Details of Shares held			Encumbered shares (*)		Details of warrants		Details of convertible securities		Total shares (including underlying shares assuming full conversion of warrants and convertible securities) as a % of diluted share capital
		Number of shares held	As a % of grand total (A)+(B)+(C)	No.	As a percentage (V)= (VI)/(III)*100	As a % of grand total (A)+(B)+(C) of sub-clause (I)(a)	Number of warrants held	As a % of total number of warrants of the same class	Number of convertible securities held	As a % of total number of convertible securities of the same class	
(i)	(ii)	(iii)	(iv)	(v)	(vi)	(vii)	(viii)	(ix)	(x)	(xi)	(xii)
1	ANIL ASWANI	100	0.00		0.00	0.00	0	0	0	0	
2	DR. VIJAY MEHRA	100	0.00		0.00	0.00	0	0	0	0	
3	NARESH ASWANI	100	0.00		0.00	0.00	0	0	0	0	
4	RAVI KAMRA	100	0.00		0.00	0.00	0	0	0	0	
5	ANJAO MALHOTRA	100	0.00		0.00	0.00	0	0	0	0	
6	NEELAM MEGHWANI	100	0.00		0.00	0.00	0	0	0	0	
7	RAVI POKHARNA	100	0.00		0.00	0.00	0	0	0	0	
8	DR. VIJAY MEHRA	2400	0.07		0.00	0.00	0	0	0	0	
9	GOVIND KUMAR PATEL	2500	0.08		0.00	0.00	0	0	0	0	
10	JASPAL KANUJA	2500	0.08		0.00	0.00	0	0	0	0	
11	PANKAJ PATEL	2500	0.08		0.00	0.00	0	0	0	0	
12	UMA DAGA	2500	0.08		0.00	0.00	0	0	0	0	
13	DEEPAK KUMAR PATEL	2500	0.08		0.00	0.00	0	0	0	0	
14	RENU TADRI	2500	0.08		0.00	0.00	0	0	0	0	
15	AARTI BAID	2500	0.08		0.00	0.00	0	0	0	0	



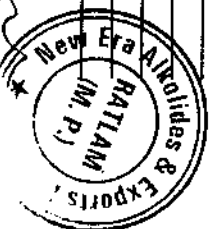
16	BADH SAGAR LOHIA	2500	0.08		0.00		0.00		0		0
17	CHANDA DEVI TAPARIA	2500	0.08		0.00		0.00		0		0
18	DALPAT SINGH RAJPUROHIT	2500	0.08		0.00		0.00		0		0
19	KALASH JAIN	2500	0.08		0.00		0.00		0		0
20	M NANDGOPAL	2500	0.08		0.00		0.00		0		0
21	MAND LAL JHA	2500	0.08		0.00		0.00		0		0
22	OM PRAKASH LOHIA	2500	0.08		0.00		0.00		0		0
23	RAJENDRA KU JAIN	2500	0.08		0.00		0.00		0		0
24	TRLOK CHAND JAIN	2500	0.08		0.00		0.00		0		0
25	CHANDRAHAS SONI	2500	0.08		0.00		0.00		0		0
26	DAMODAR PRASAD SHARMA	2500	0.08		0.00		0.00		0		0
27	GAJANAN SAHU	2500	0.08		0.00		0.00		0		0
28	JAGANNATH JAIN	2500	0.08		0.00		0.00		0		0
29	MAHAVIR PRASAD LOHIA	2500	0.08		0.00		0.00		0		0
30	NARAYAN SINGH PUROHIT	2500	0.08		0.00		0.00		0		0
31	RAJESH KUMAR PANDEY	2500	0.08		0.00		0.00		0		0
32	SAMPATI DEVI JAIN	2500	0.08		0.00		0.00		0		0
33	TRILOKI PRASAD	2500	0.08		0.00		0.00		0		0
34	AJAY TIWARI	2500	0.08		0.00		0.00		0		0
35	CHHAGAN LAL SHARMA	2500	0.08		0.00		0.00		0		0
36	GOPAL RATHI	2500	0.08		0.00		0.00		0		0
37	KALU SINGH PUROHIT	2500	0.08		0.00		0.00		0		0
38	MAHENDRA GUNDECHHA	2500	0.08		0.00		0.00		0		0
39	PRANJAL KAMRA	2500	0.08		0.00		0.00		0		0
40	KAMLA DEVI JAIN	2500	0.08		0.00		0.00		0		0
41	NIRBHAY JAIN	2500	0.08		0.00		0.00		0		0
42	RAM KISHAN MOHATA	2500	0.08		0.00		0.00		0		0
43	USHA NIMANI	2500	0.08		0.00		0.00		0		0
44	VIMAL KUMAR JAIN	2500	0.08		0.00		0.00		0		0
45	DINESH KUMAR JAIN	2500	0.08		0.00		0.00		0		0
46	KAMLESH DHERIWAL	2500	0.08		0.00		0.00		0		0
47	MAHENDRA KUMAR JAIN	2500	0.08		0.00		0.00		0		0
48	PAWAN KUMAR DAGA	2500	0.08		0.00		0.00		0		0
49	SANJAY DAGA	2500	0.08		0.00		0.00		0		0
50	KANAK CHORARIA	2500	0.08		0.00		0.00		0		0
51	MAMTA KHATOR	2500	0.08		0.00		0.00		0		0
52	NIRMALA JAIN	2500	0.08		0.00		0.00		0		0
53	PIYUSH K CHORARIA	2500	0.08		0.00		0.00		0		0




54	KANHAIYA LAL	2500	0.08		0.00		0.00			0		0
55	PRAKASH JAIN	2500	0.08		0.00		0.00			0		0
56	RAMAKANT JOSHI	2500	0.08		0.00		0.00			0		0
57	ARCHANA AGARAWAL	2500	0.08		0.00		0.00			0		0
58	RAKESH KUMAR BAJAJ	2500	0.08		0.00		0.00			0		0
59	SAROJ AGARAWAL	2500	0.08		0.00		0.00			0		0
60	ASHIK KUMAR JAIN	2500	0.08		0.00		0.00			0		0
61	PRAKASH K. GIRJA	2500	0.08		0.00		0.00			0		0
62	RAM NIYAS LOHIA	2500	0.08		0.00		0.00			0		0
63	SATYA NARAYAN TAPARIA	2500	0.08		0.00		0.00			0		0
64	KUNAL CHANDRA JAIN	2500	0.08		0.00		0.00			0		0
65	SAVITA JAIN	2500	0.08		0.00		0.00			0		0
66	MR. GOURAV JAIN	2500	0.08		0.00		0.00			0		0
67	MOLCHAND PRAJAPAT	2500	0.08		0.00		0.00			0		0
68	MUNNI BAI JAIN	2500	0.08		0.00		0.00			0		0
69	KUMAR ANANAD JHA	2500	0.08		0.00		0.00			0		0
70	PUSHAP DEV LOHIA	2500	0.08		0.00		0.00			0		0
71	RASHIUK LAL RATHORD	2500	0.08		0.00		0.00			0		0
72	KUSUM JAIN	2500	0.08		0.00		0.00			0		0
73	PUSPA JAIN	2500	0.08		0.00		0.00			0		0
74	RATNI DEVI JAIN	2500	0.08		0.00		0.00			0		0
75	SHARDA JAIN	2500	0.08		0.00		0.00			0		0
76	RINA BHANDARI	2500	0.08		0.00		0.00			0		0
77	RITA SONI	2500	0.08		0.00		0.00			0		0
78	RITU JAIN	2500	0.08		0.00		0.00			0		0
79	ROHIT KUMAR NIRMALKAR	2500	0.08		0.00		0.00			0		0
80	SEN CHORARIA	2500	0.08		0.00		0.00			0		0
81	SRI CHANDA CHORARIA	2500	0.08		0.00		0.00			0		0
82	SUMAN DEVI	2500	0.08		0.00		0.00			0		0
83	SUMITRA JAIN	2500	0.08		0.00		0.00			0		0
84	SUMANGLA BHANDARI	2500	0.08		0.00		0.00			0		0
85	SURENDRA KUMAR JAIN-HUF	2500	0.08		0.00		0.00			0		0
86	SURENDRA KUMAR JAIN	2500	0.08		0.00		0.00			0		0
87	SURESH RATHI	2500	0.08		0.00		0.00			0		0
88	SURIYA BHAN PRASAD	2500	0.08		0.00		0.00			0		0
89	SUSHIL KUMAR JAIN	2500	0.08		0.00		0.00			0		0
90	RAM SNEHI AGRAWAL	2500	0.09		0.00		0.00			0		0
91	ABHAY KUMAR JAIN	3000	0.09		0.00		0.00			0		0



92	UMESH KUMAR TIWARI	3000	0.09		0.00	0.00		0		0
93	AGNESH KUMAR SRIVASTAV	3000	0.09		0.00	0.00		0		0
94	PRADEEP NARAYAN SINGH	3000	0.09		0.00	0.00		0		0
95	PRADEEP NARAYAN SINGH	3000	0.09		0.00	0.00		0		0
96	ASHOK KUMAR JAIN	3000	0.09		0.00	0.00		0		0
97	RANJAY K. SINGH	3000	0.09		0.00	0.00		0		0
98	SHAKUNTALA DEVI	3000	0.09		0.00	0.00		0		0
99	SHARMILA TATIA	3000	0.09		0.00	0.00		0		0
100	SHREE SIKANDAR PRASAD	3000	0.09		0.00	0.00		0		0
101	PANDU RAM KULKARNI	3300	0.10		0.00	0.00		0		0
102	USHA KULKARNI	3400	0.10		0.00	0.00		0		0
103	NEARENDRA KUMAR JAIN	3500	0.11		0.00	0.00		0		0
104	KJERAM SAHU	3500	0.11		0.00	0.00		0		0
105	SHIVRATNA	3500	0.11		0.00	0.00		0		0
106	NITA NIMANI	4000	0.12		0.00	0.00		0		0
107	SHREE VIJAY NIMANI	4000	0.12		0.00	0.00		0		0
108	SHUKLA MUKHERJI	4000	0.12		0.00	0.00		0		0
109	SHREE KUMAR JAIN	4000	0.12		0.00	0.00		0		0
110	ISHWAR CHANDRA KAMRA	4800	0.15		0.00	0.00		0		0
111	YOGESH CHANDRA KAMRA	4800	0.15		0.00	0.00		0		0
112	KISHAN CHANDRA KAMRA	4800	0.15		0.00	0.00		0		0
113	BASANTI LAL POKHARANA	5000	0.15		0.00	0.00		0		0
114	SAMEER KAMRA	5000	0.15		0.00	0.00		0		0
115	HEMLATA RATANWALA	5000	0.15		0.00	0.00		0		0
116	J SHYAM SHUNDARAM	5000	0.15		0.00	0.00		0		0
117	S. K. KHANUJA	5000	0.15		0.00	0.00		0		0
118	BAORI LAL GUPTA	5000	0.15		0.00	0.00		0		0
119	HIRMALA DEVI TANK	5000	0.15		0.00	0.00		0		0
120	OM PRAKASH RATANWALA	5000	0.15		0.00	0.00		0		0
121	BASANTI LAL POKHARANA	5000	0.15		0.00	0.00		0		0
122	JAGDISH BED	5000	0.15		0.00	0.00		0		0
123	OM PRAKASHI MEENA	5000	0.15		0.00	0.00		0		0
124	RAKESH KUMAR JAIN	5000	0.15		0.00	0.00		0		0
125	BHAWNA THAKYUR	5000	0.15		0.00	0.00		0		0
126	LAXMI THAKUR	5000	0.15		0.00	0.00		0		0
127	PARESH BHAAT	5000	0.15		0.00	0.00		0		0
128	NIRMALA CHOUDHARY	5000	0.15		0.00	0.00		0		0
129	RAM PRASAD GADIA	5000	0.15		0.00	0.00		0		0



130	VIMAL KUMAR JAIN	5000	0.15	0.00	0.00	0.00	0	0
131	ANITA PORWAL	5000	0.15	0.00	0.00	0.00	0	0
132	SANJIB THAKUR	5000	0.15	0.00	0.00	0.00	0	0
133	MOHIT KUMAR JAIN	5000	0.15	0.00	0.00	0.00	0	0
134	KOSHALIYA BAI GUPTA	5000	0.15	0.00	0.00	0.00	0	0
135	REKHA LAL WANI	5000	0.15	0.00	0.00	0.00	0	0
136	SURESH KUMAR GUPTA	5000	0.15	0.00	0.00	0.00	0	0
137	ROASHMI JAIN	5500	0.17	0.00	0.00	0.00	0	0
138	SHANKAR AWASTHI	5800	0.18	0.00	0.00	0.00	0	0
139	RASHMI JAIN	6000	0.18	0.00	0.00	0.00	0	0
140	SANDEEP MALHOTRA	7500	0.23	0.00	0.00	0.00	0	0
141	MADHU KAMRA	10000	0.30	0.00	0.00	0.00	0	0
142	BHAGWAN DEVI	10000	0.30	0.00	0.00	0.00	0	0
143	GURUDAS MAL SURESH	10000	0.30	0.00	0.00	0.00	0	0
144	SURESH MEGHWANI	10000	0.30	0.00	0.00	0.00	0	0
145	SURESH MEGHWANI	10000	0.30	0.00	0.00	0.00	0	0
146	SURESH MEGHWANI & SONS	10000	0.30	0.00	0.00	0.00	0	0
147	GHAEUR KHAN QURESHI	10000	0.30	0.00	0.00	0.00	0	0
148	LALIT BHAGRI	10000	0.30	0.00	0.00	0.00	0	0
149	UDAY BHANU JAIN	10000	0.30	0.00	0.00	0.00	0	0
150	VINA KAMRA	10000	0.30	0.00	0.00	0.00	0	0
151	PANKAJ MALHOTRA	10000	0.30	0.00	0.00	0.00	0	0
152	LAXMI MEHRA	10000	0.30	0.00	0.00	0.00	0	0
153	VIJAY KUMAR CHOUDHARY	10000	0.30	0.00	0.00	0.00	0	0
154	AMRIT LAL MOONAT	10000	0.30	0.00	0.00	0.00	0	0
155	CHITTRANJAN LALAN	10000	0.30	0.00	0.00	0.00	0	0
156	MAHENDRA K. DASHOTTAR	10000	0.30	0.00	0.00	0.00	0	0
157	SANJAY GOEL	10000	0.30	0.00	0.00	0.00	0	0
158	MANISHA KAMRA	10000	0.30	0.00	0.00	0.00	0	0
159	RAMA MALHOTRA	10000	0.30	0.00	0.00	0.00	0	0
160	ANJU MALHOTRA	10000	0.30	0.00	0.00	0.00	0	0
161	MEENA NAIR	10000	0.30	0.00	0.00	0.00	0	0
162	MADAN LAL RAO	10000	0.30	0.00	0.00	0.00	0	0
163	RANJAN MEHRA	10000	0.30	0.00	0.00	0.00	0	0
164	KOSHAL BAGRI	10000	0.30	0.00	0.00	0.00	0	0
165	PRAVEEN KUMAR AGRAWAL	10000	0.30	0.00	0.00	0.00	0	0
166	SEEM AMALHOTRA	10000	0.30	0.00	0.00	0.00	0	0
167	KULDEEP SONI	10000	0.30	0.00	0.00	0.00	0	0









(D)(c)(ii) Statement showing holding of securities (including shares, warrants, convertible securities) of persons (together with PAC) belonging to the category "Public" and holding more than 5% of the total number of shares of the company

Sr. No.	Name(s) of the shareholder(s) and the Persons Acting in Concert (PAC) with them	Number of shares	Shares as a percentage of total number of shares {i.e., Grand Total (A)+(B)+(C) indicated in Statement at para (I)(a) above}	Details of warrants		Details of convertible securities		Total shares (including underlying shares assuming full conversion of warrants and convertible securities) as a % of diluted share capital
				Number of warrants	As a % total number of warrants of the same class	Number of convertible securities held	% w.r.t total number of convertible securities of the same class	
1	NOT APPLICABLE							
<b>TOTAL</b>		<b>0</b>	<b>0.00</b>					



(1)(d) Statement showing details of locked-in shares

Sr. No.	Name of the shareholder	Number of locked-in shares	Locked-in shares as a percentage of total number of shares {i.e., Grand Total (A)+(B)+(C) indicated in Statement at para (1)(a) above}
1	NOT APPLICABLE		
<b>TOTAL</b>		0	0.00



(II)(a) Statement showing details of Depository Receipts (DRs)

Sr. No.	Type of outstanding DR (ADRs, GDRs, SDRs, etc.)	Number of outstanding DRs	Number of shares underlying outstanding DRs	Shares underlying outstanding DRs as a percentage of total number of shares {i.e., Grand Total (A)+(B)+(C) indicated in Statement at para (I)(a) above}
1	NOT APPLICABLE			
<b>TOTAL</b>		<b>0</b>	<b>0</b>	<b>0.00</b>



(11)(b) Statement showing holding of Depository Receipts (DRs), where underlying shares held by "promoter/promoter group" are in excess of 1% of the total number of shares

Sr. No.	Name of the DR Holder	Type of outstanding DR (ADRs, GDRs, SDRs, etc.)	Number of shares underlying outstanding DRs	Shares underlying outstanding DRs as a percentage of total number of shares {i.e., Grand Total (A)+(B)+(C) indicated in Statement at para (1)(a) above}
1	NOT APPLICABLE			
<b>TOTAL</b>			0	0.00

